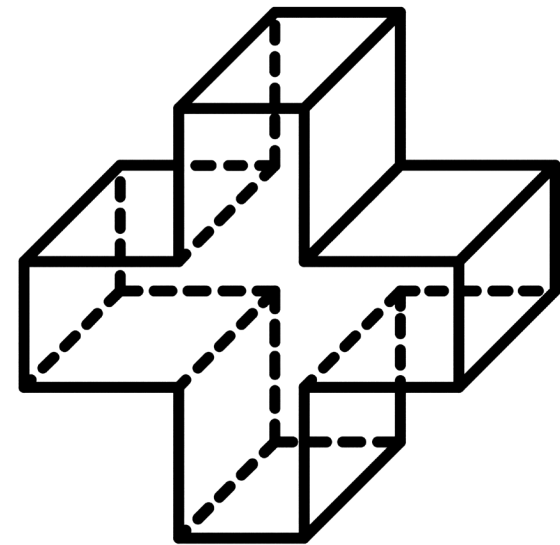


3D AID

BRANDING STYLE GUIDE



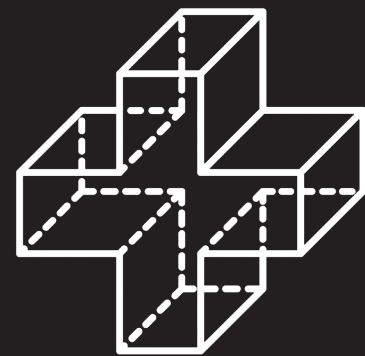


TABLE OF CONTENTS

01. Summary	3	08. Branding Logos	29
Words from the Creators	4	Branding Colors	30
02. Corporate Colors	5	Branding Logos	31
3D AID Colors	6	Branding Logotypes	32
03. Corporate Fonts	7	Branding Logotype Slogans 1	33
3D AID Fonts	8	Branding Logotype Slogans 2	34
04. Corporate Logo	9	09. Web Design Logos	35
Description of the Banner Mark	10	Web Design Colors	36
05. Main Logos	11	Web Design Logos	37
Main Colors	12	Web Design Logotypes	38
Main Logos	13	Web Design Logotype Slogans 1	39
Main Logotypes	14	Web Design Logotype Slogans 2	40
Main Logotype Slogans 1	15		
Main Logotype Slogans 2	16		
06. Marketing Logos	17		
Marketing Colors	18		
Marketing Logos	19		
Marketing Logotypes	20		
Marketing Logotype Slogans 1	21		
Marketing Logotype Slogans 2	22		
07. Content Logos	23		
Content Colors	24		
Content Logos	25		
Content Logotypes	26		
Content Logotype Slogans 1	27		
Content Logotype Slogans 2	28		

01 SUMMARY

WORDS FROM THE CREATORS

Our brand is our identity.

A brand is a name, term, design, or symbol that identifies one seller's goods or services as distinct. It is a set of expectations that account for a consumer's decision to choose one product or service over another. Although work and reputation set us apart from other competitors, our brand allows us to be clear and cohesive in our messaging and who we are.

"A brand's strength is built upon its determination to promote its own distinctive values and mission"

-Jean-Noel Kapferer, (Re)Inventing the Brand (2001).

3D AID is dedicated to delivering high quality marketing, content creation, branding, and web design services to clients through a personalized experience.

Our brand is distinct, bold, energizing, and strong and represents our team and services.


Working in branding and marketing, our company's branding and marketing needs to be the best and current. We need to continue to push ourselves to find new ways of branding to ensure we can provide the best skills to our clients.

We want to be the best, so why not have the best brand? Why not produce the best content? Why not be something new that this industry needs?

With the full support of our team, we will be the best. We have the power to make 3D AID a dominant brand and we have the power to help others make their brand the best. Our team needs to continue to use the brand to create consistency for 3D AID to be recognized by the entire industry.

Use this branding style guide as instructions when using the 3D AID brand. It is here as a reference point and can answer all branding needs.


- Abbey Wiker, Creator/Design



02 CORPORATE COLORS

3D AID COLORS

MAIN COLORS



The main colors for 3D AID are black and white.

Opposites attract; in other words the contrast of the two colors creates a sense of completion. Overlapping black and white is an example of how two opposite colors communicate more powerfully together than on their own. Together they provide balance and clarity.


Black represents sophistication, luxury, confidence, and strength.
White represents innocence, purity, and new beginnings.

SERVICE COLORS

Using classic colors as our main colors, allows for the use bright pops for our service colors. Black and white paired with grey, orange, teal, and pink are our full corporate colors.

These colors are the defining component to our company's brand. These colors were inspired by our videography edits. Grey is overall marketing, orange is content creation, teal is branding, and pink is web design.

Grey represents cool, neutral, and balanced and it evokes a sense of calmness and tranquility because of its simple and clean look. Orange represents youth, playfulness, and being bold. Orange is usually seen as healthy, energizing, and attention-grabbing. Teal represents open communication and clarity of thought. It is the calming properties of blue with the renewal qualities of green. Pink represents understanding, innovative, and forward-thinking. Using hints of pink is seen as contemporary and unconventional.



03 CORPORATE FONT

3D AID FONTS

The font used for the company is Roboto. This font is used for the logo, titles, headers, and text sections. It is used in bold, medium, regular, light, and thin. Roboto in bold is used for 3D AID's Logo.

Bold | **A B C D E F G H I J K L M N O P Q R S T U V W X Y Z**
a b c d e f g h i j k l m n o p q r s t u v w x y z

Medium | **A B C D E F G H I J K L M N O P Q R S T U V W X Y Z**
a b c d e f g h i j k l m n o p q r s t u v w x y z

Regular | **A B C D E F G H I J K L M N O P Q R S T U V W X Y Z**
a b c d e f g h i j k l m n o p q r s t u v w x y z

Light | **A B C D E F G H I J K L M N O P Q R S T U V W X Y Z**
a b c d e f g h i j k l m n o p q r s t u v w x y z

Thin | **A B C D E F G H I J K L M N O P Q R S T U V W X Y Z**
a b c d e f g h i j k l m n o p q r s t u v w x y z

04 CORPORATE LOGO

DESCRIPTION OF THE BANNER MARK

The 3D AID logo three-dimensional plus sign with dashed lines as the hidden lines.

The company's name is always written in all capitalizations.

There are three components to creating the corporate logo which include logo, logotype, and logotype slogan.

- Logo is a symbol adopted by an organization to identify its company
- Logotype is a single piece of type that prints a word or group of separate letters
- Logotype Slogan is the logotype with a short and memorable phrase



05 MAIN LOGOS

MAIN COLORS



COLOR CODES

CMYK C: 75 M: 68 Y: 67 K: 90
RGB R: 0 G: 0 B: 0
HEX #000000
HSB H: 0° S: 0% B: 0%
LAB L: 0 A: 0 B: 0



COLOR CODES

CMYK C: 0 M: 0 Y: 0 K: 0
RGB R: 255 G: 255 B: 255
HEX #ffffff
HSB H: 0° S: 0% B: 100%
LAB L: 100 A: 0 B: 0

COLOR TONES



#e7e7e7 #c2c1c1 #7d7b7b #474646 #131212

COLOR TONES



#e7e7e7 #c2c1c1 #7d7b7b #474646 #131212

IMPLEMENTATION

#000000 or black is used as the main color for the company.

IMPLEMENTATION

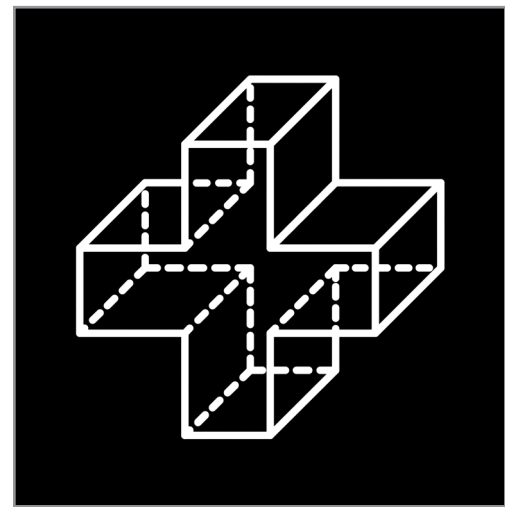
#ffffff or white is used as the other main color for the company.

LOGOS

The main logo options consist of black (#000000) and white (#ffffff). These are the main color combinations used for social media posts, marketing, printables, and products.

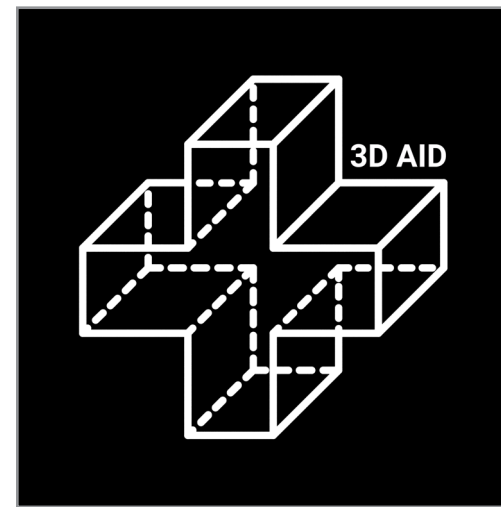
All files are saved high resolution PNGs. Each logo is cataloged in its' appropriate location by its' catalog number (ex. L1) and placed in the company drive. L1 and L2 are located in 3D AID Branding > 1. Main Logos > 2. Logos. LAID1 and LAID2 are located in 3D AID Branding > 1. Main Logos > 3. Logos w/AID.

In each folder, there are two folders labeled Space and Transparent. Space refers to more space around the logo. Transparent refers to the background being transparent.



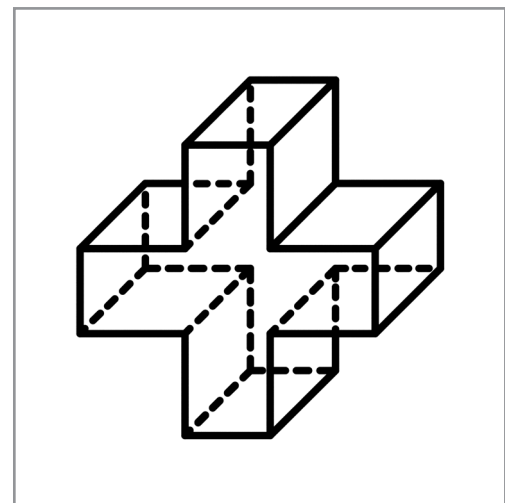
L1

Logo 1



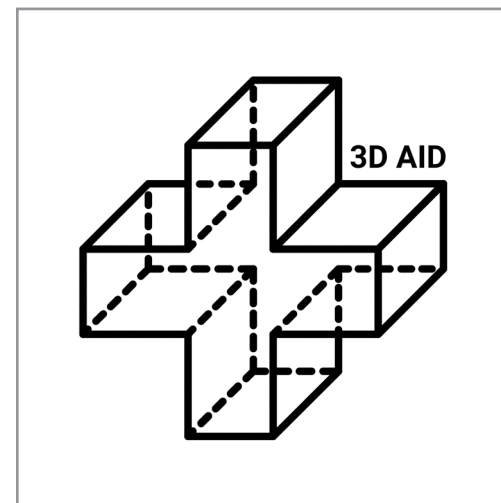
LAID1

Logo w/ AID 1



L2

Logo 2



LAID2

Logo w/ AID 2



#000000




#ffffff

LOGOTYPES

The main logotype options consist of black (#000000) and white (#ffffff). These are the main color combinations used for social media posts, marketing, printables, and products.

All files are saved high resolution PNGs. Each logotype is cataloged in its' appropriate location by its' catalog number (ex. LTSQ1) and placed in the company drive. LSQ1 and LSQ2 are located in 3D AID Branding > 1. Main Logos > 3. Logotype Square. LT1 and LT2 are located in 3D AID Branding > 1. Main Logos > 4. Logotype.

In each folder, there are two folders labeled Space and Transparent. Space refers to more space around the logo. Transparent refers to the background being transparent.



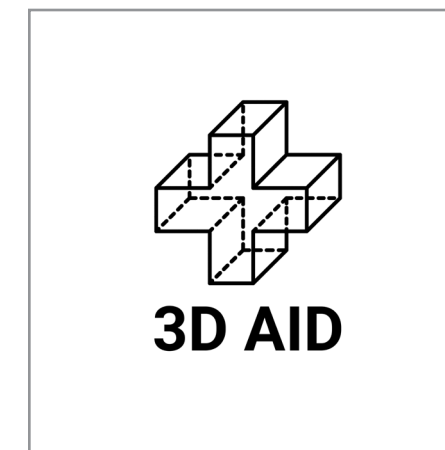
LTSQ1

Logotype Square 1



LT1

Logotype 1




LTSQ2

Logotype Square 2




LT2

Logotype 2



#000000




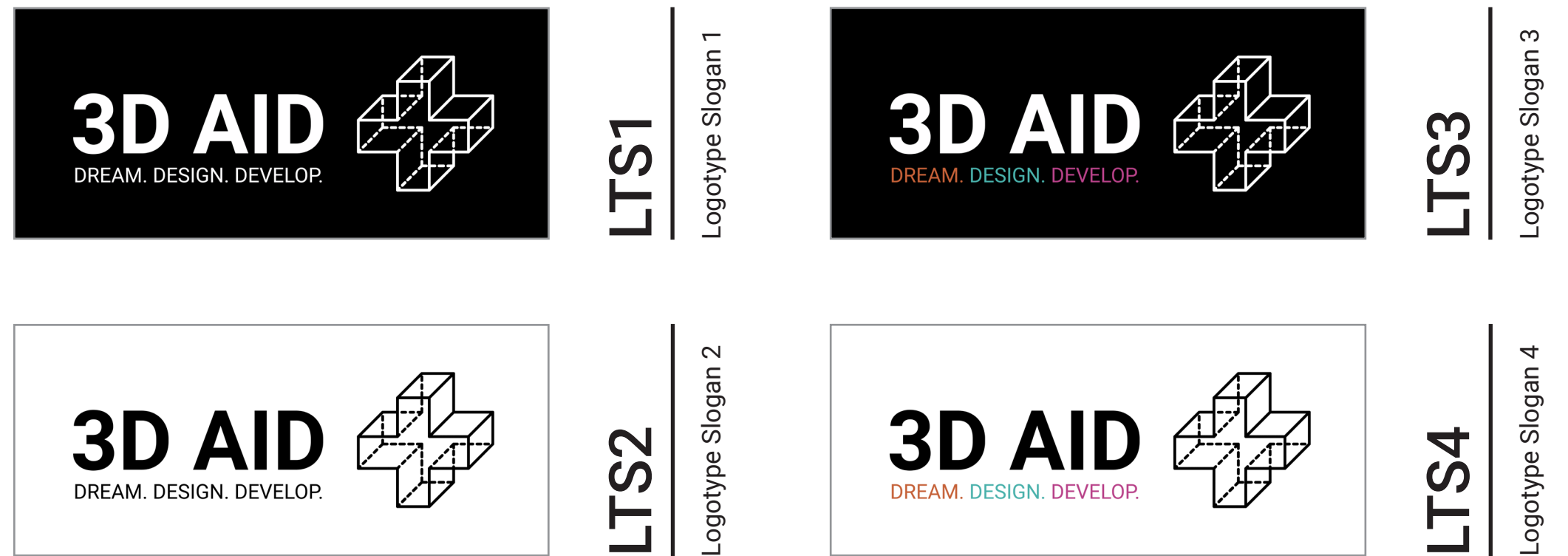
#ffffff

LOGOTYPE SLOGANS 1

The main logotype slogan options consist of black (#000000) and white (#ffffff). These are the main color combinations used for social media posts, marketing, printables, and products.

All files are saved high resolution PNGs. Each logotype slogan is cataloged in its' appropriate location by its' catalog number (ex. LTS1) and placed in the company drive. LTS1, LTS2, LTS3, and LTS4 are located in 3D AID Branding > 1. Main Logos > 5. Logotype Slogan 1. Logotype Slogan 1 is "Dream. Design. Develop".

In each folder, there are two folders labeled Space and Transparent. Space refers to more space around the logo. Transparent refers to the background being transparent.

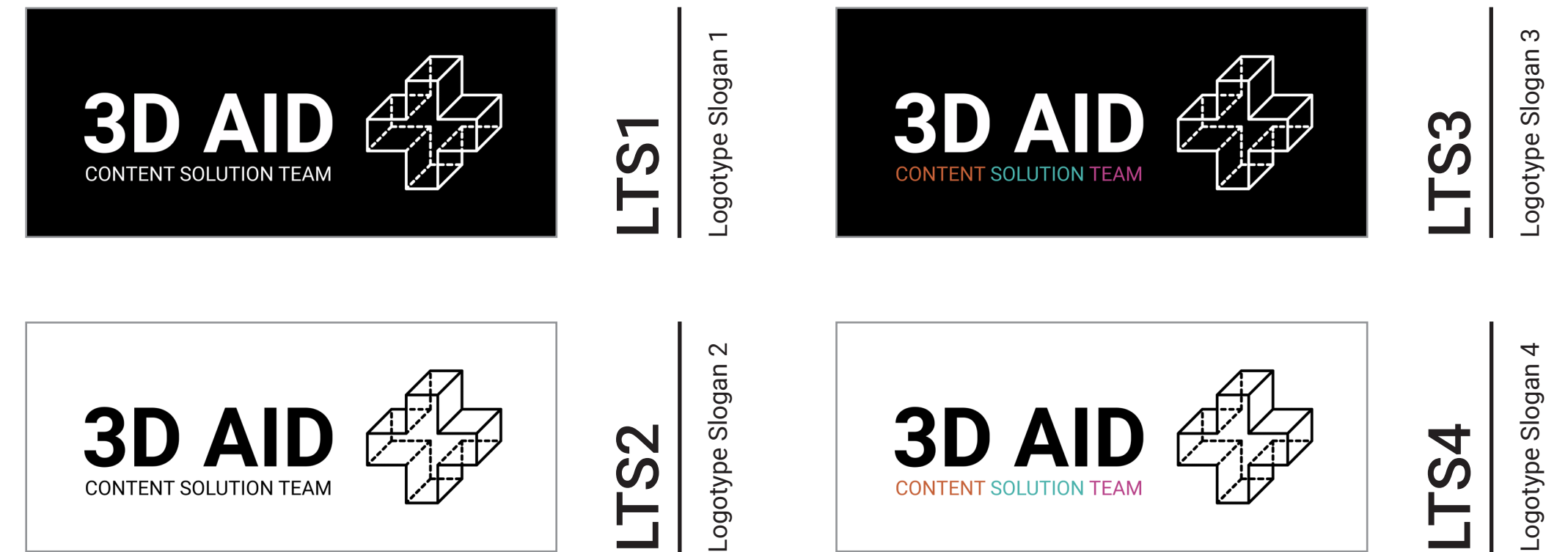


LOGOTYPE SLOGANS 2

The main logotype slogan options consist of black (#000000) and white (#ffffff). These are the main color combinations used for social media posts, marketing, printables, and products.


All files are saved high resolution PNGs. Each logotype slogan is cataloged in its' appropriate location by its' catalog number (ex. LTS1) and placed in the company drive. LTS1, LTS2, LTS3, and LTS4 are located in 3D AID Branding > 1. Main Logos > 5. Logotype Slogan 2. Logotype Slogan 2 is "Content Solution Team".

In each folder, there are two folders labeled Space and Transparent. Space refers to more space around the logo. Transparent refers to the background being transparent.



06 MARKETING LOGOS


MARKETING COLORS



COLOR CODES

CMYK C: 28 M: 22 Y: 22 K: 0
RGB R: 171 G: 171 B: 171
HEX #ababab
HSB H: 0° S: 0% B: 67%
LAB L: 75 A: 0 B: 0

COLOR TONES



#e7e7e7 #c2c1c1 #7d7b7b #474646 #131212

IMPLEMENTATION

#ababab or grey is used as the marketing color for the company. This represents the service marketing and is used for all internal marketing purposes.



COLOR CODES

CMYK C: 75 M: 68 Y: 67 K: 90
RGB R: 0 G: 0 B: 0
HEX #000000
HSB H: 0° S: 0% B: 0%
LAB L: 0 A: 0 B: 0



COLOR CODES

CMYK C: 0 M: 0 Y: 0 K: 0
RGB R: 255 G: 255 B: 255
HEX #ffffff
HSB H: 0° S: 0% B: 100%
LAB L: 100 A: 0 B: 0

IMPLEMENTATION

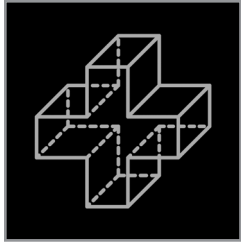
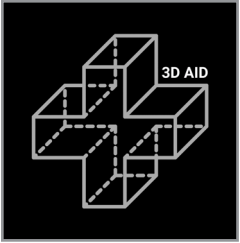
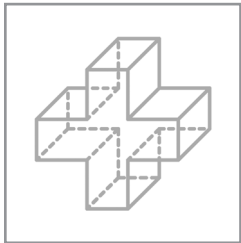
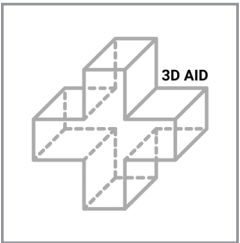

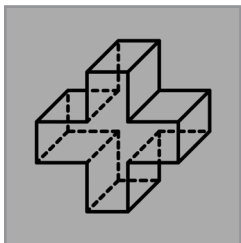
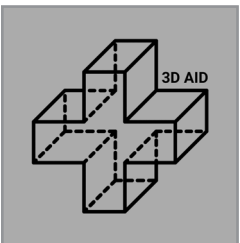


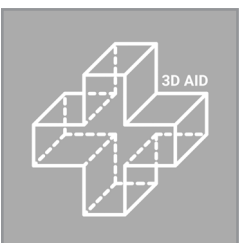

Black & white are used as the supporting colors next to the orange used to represent content creation.

MARKETING LOGOS

The marketing logo options consist of grey (#ababab), black (#000000), and white (#ffffff). These are the marketing color combinations used for social media posts, marketing, printables, and products.

All files are saved high resolution PNGs. Each logo is cataloged in its' appropriate location by its' catalog number (ex. L1) and placed in the company drive. L1 and L2 are located in 3D AID Branding > 1. Marketing > 2. Logos. LAID1 and LAID2 are located in 3D AID Branding > 1. Marketing > 3. Logos w/AID.

In each folder, there are two folders labeled Space and Transparent. Space refers to more space around the logo. Transparent refers to the background being transparent.












	L1 Logo 1		LAID1 Logo w/ AID 1	
	L2 Logo 2		LAID2 Logo w/ AID 2	 #ababab
	L3 Logo 3		LAID3 Logo w/ AID 3	 #000000
	L4 Logo 4		LAID4 Logo w/ AID 4	 #ffffff

MARKETING LOGOTYPES

The marketing logotype options consist of grey (#ababab), black (#000000), and white (#ffffff). These are the marketing color combinations used for social media posts, marketing, printables, and products.

All files are saved high resolution PNGs. Each logotype is cataloged in its' appropriate location by its' catalog number (ex. LTSQ1) and placed in the company drive. LTSQ1 and LTSQ2 are located in 3D AID Branding > 1. Marketing > 3. Logotype Square. LT1 and LT2 are located in 3D AID Branding > 1. Marketing > 4. Logotype.

In each folder, there are two folders labeled Space and Transparent. Space refers to more space around the logo. Transparent refers to the background being transparent.


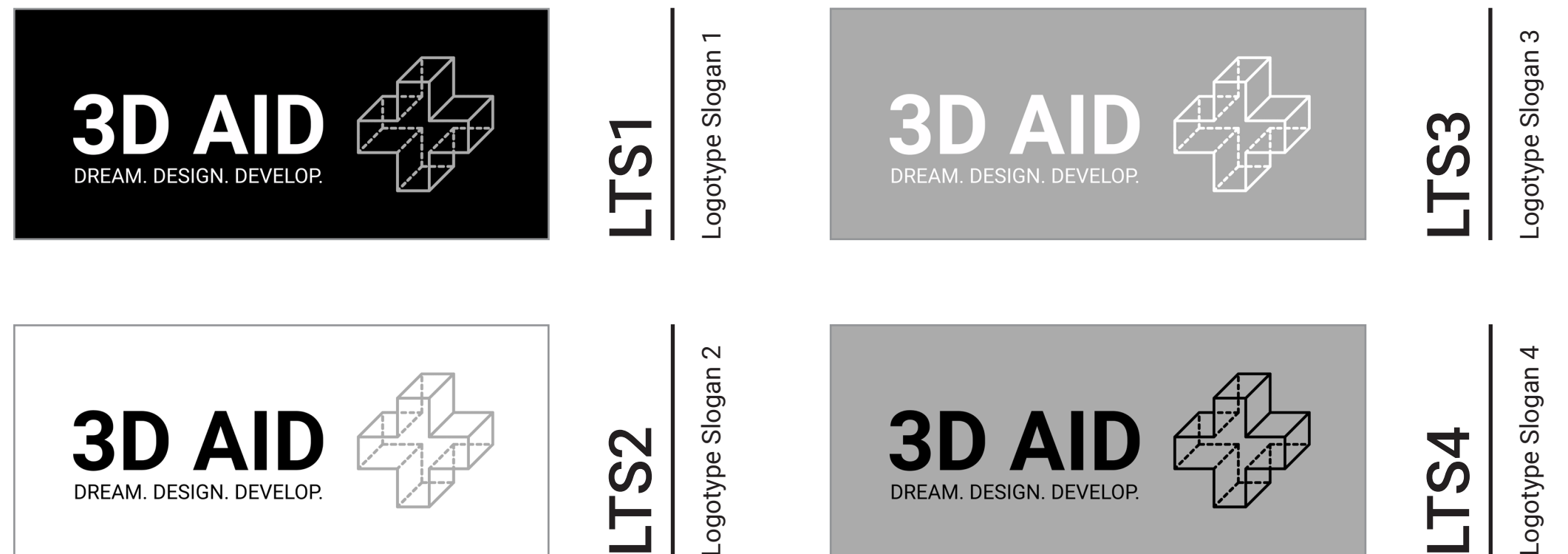
	LTSQ1 Logotype Square 1		LT1 Logotype 1
	LTSQ2 Logotype Square 2		 #ababab
	LTSQ3 Logotype Square 3		 #000000
	LTSQ4 Logotype Square 4		 #ffffff

MARKETING LOGOTYPE SLOGANS 1

The marketing logotype slogan options consist of grey (#ababab), black (#000000), and white (#ffffff). These are the marketing color combinations used for social media posts, marketing, printables, and products.

All files are saved high resolution PNGs. Each logotype slogan is cataloged in its' appropriate location by its' catalog number (ex. LTS1) and placed in the company drive. LTS1, LTS2, LTS3, and LTS4 are located in 3D AID Branding > 1. Marketing > 5. Logotype Slogan 1. Logotype Slogan 1 is "Dream. Design. Develop".

In each folder, there are two folders labeled Space and Transparent. Space refers to more space around the logo. Transparent refers to the background being transparent.


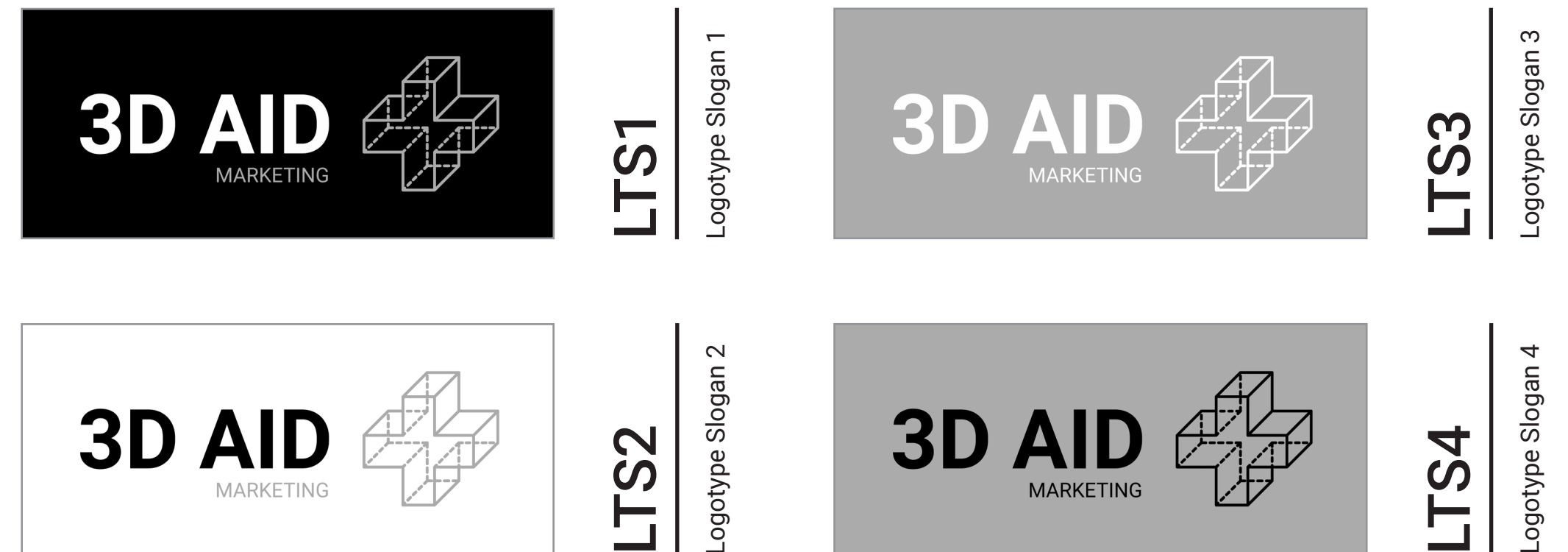


MARKETING LOGOTYPE SLOGANS 2

The marketing logotype slogan options consist of grey (#ababab), black (#000000), and white (#ffffff). These are the marketing color combinations used for social media posts, marketing, printables, and products.

All files are saved high resolution PNGs. Each logotype slogan is cataloged in its' appropriate location by its' catalog number (ex. LTS1) and placed in the company drive. LTS1, LTS2, LTS3, and LTS4 are located in 3D AID Branding > 1. Marketing > 5. Logotype Slogan 2. Logotype Slogan 2 is "Marketing".

In each folder, there are two folders labeled Space and Transparent. Space refers to more space around the logo. Transparent refers to the background being transparent.



07 CONTENT LOGOS

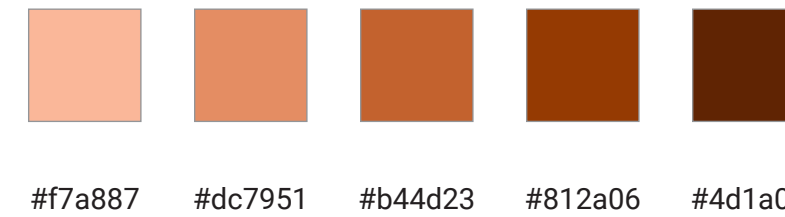
CONTENT COLORS



COLOR CODES

CMYK C: 14 M: 62 Y: 79 K: 2
RGB R: 198 G: 98 B: 57
HEX #c66239
HSB H: 17° S: 71% B: 78%
LAB L: 60 A: 34 B: 41

COLOR TONES



#f7a887 #dc7951 #b44d23 #812a06 #4d1a06

IMPLEMENTATION

#c66239 or orange is used as the content creation color for the company. This represents the service content creation and is used for all internal marketing purposes.



COLOR CODES

CMYK C: 75 M: 68 Y: 67 K: 90
RGB R: 0 G: 0 B: 0
HEX #000000
HSB H: 0° S: 0% B: 0%
LAB L: 0 A: 0 B: 0



COLOR CODES

CMYK C: 0 M: 0 Y: 0 K: 0
RGB R: 255 G: 255 B: 255
HEX #ffffff
HSB H: 0° S: 0% B: 100%
LAB L: 100 A: 0 B: 0

IMPLEMENTATION


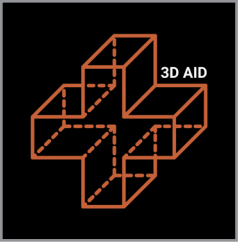

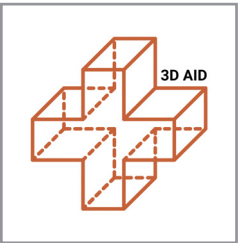




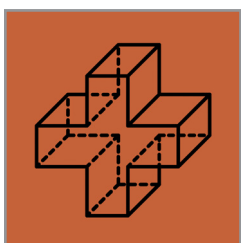
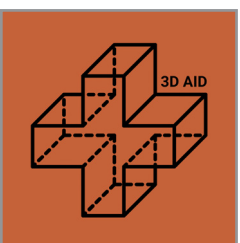

Black & white are used as the supporting colors next to the orange used to represent content creation.

CONTENT LOGOS

The content logo options consist of orange (#c66239), black (#000000), and white (#ffffff). These are the content creation color combinations used for social media posts, marketing, printables, and products.

All files are saved high resolution PNGs. Each logo is cataloged in its' appropriate location by its' catalog number (ex. L1) and placed in the company drive. L1 and L2 are located in 3D AID Branding > 1. Content > 2. Logos. LAID1 and LAID2 are located in 3D AID Branding > 1. Content > 3. Logos w/AID.

In each folder, there are two folders labeled Space and Transparent. Space refers to more space around the logo. Transparent refers to the background being transparent.












	L1 Logo 1		LAID1 Logo w/ AID 1	
	L2 Logo 2		LAID2 Logo w/ AID 2	 #c66239
	L3 Logo 3		LAID3 Logo w/ AID 3	 #000000
	L4 Logo 4		LAID4 Logo w/ AID 4	 #ffffff

CONTENT LOGOTYPES

The content logotype options consist of orange (#c66239), black (#000000), and white (#ffffff). These are the content creation color combinations used for social media posts, marketing, printables, and products.

All files are saved high resolution PNGs. Each logotype is cataloged in its' appropriate location by its' catalog number (ex. LTSQ1) and placed in the company drive. LTSQ1 and LTSQ2 are located in 3D AID Branding > 1. Content > 3. Logotype Square. LT1 and LT2 are located in 3D Aid Branding > 1. Content > 4. Logotype.

In each folder, there are two folders labeled Space and Transparent. Space refers to more space around the logo. Transparent refers to the background being transparent.


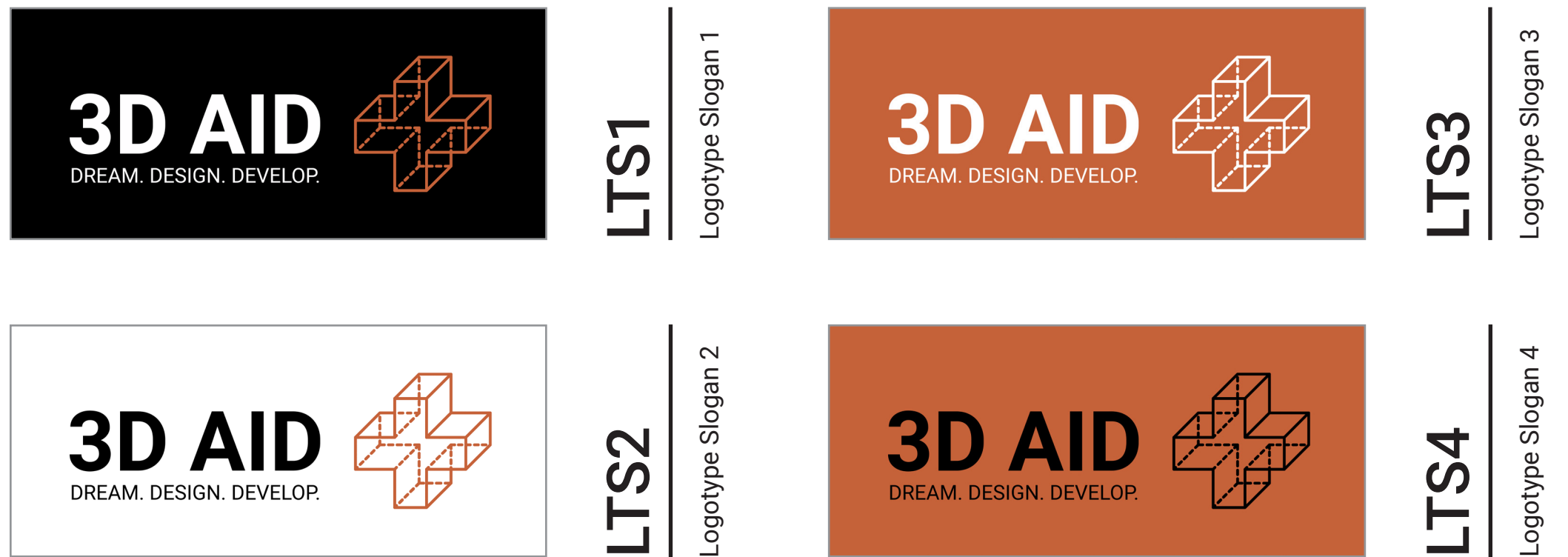
	LTSQ1 Logotype Square 1		LT1 Logotype 1
	LTSQ2 Logotype Square 2		 #c66239
	LTSQ3 Logotype Square 3		 #000000
	LTSQ4 Logotype Square 4		 #ffffff

CONTENT LOGOTYPE SLOGANS 1

The content logotype slogan options consist of orange (#c66239), black (#000000), and white (#ffffff). These are the content creation color combinations used for social media posts, marketing, printables, and products.

All files are saved high resolution PNGs. Each logotype slogan is cataloged in its' appropriate location by its' catalog number (ex. LTS1) and placed in the company drive. LTS1, LTS2, LTS3, and LTS4 are located in 3D AID Branding > 1. Content > 5. Logotype Slogan 1. Logotype Slogan 1 is "Dream. Design. Develop".

In each folder, there are two folders labeled Space and Transparent. Space refers to more space around the logo. Transparent refers to the background being transparent.


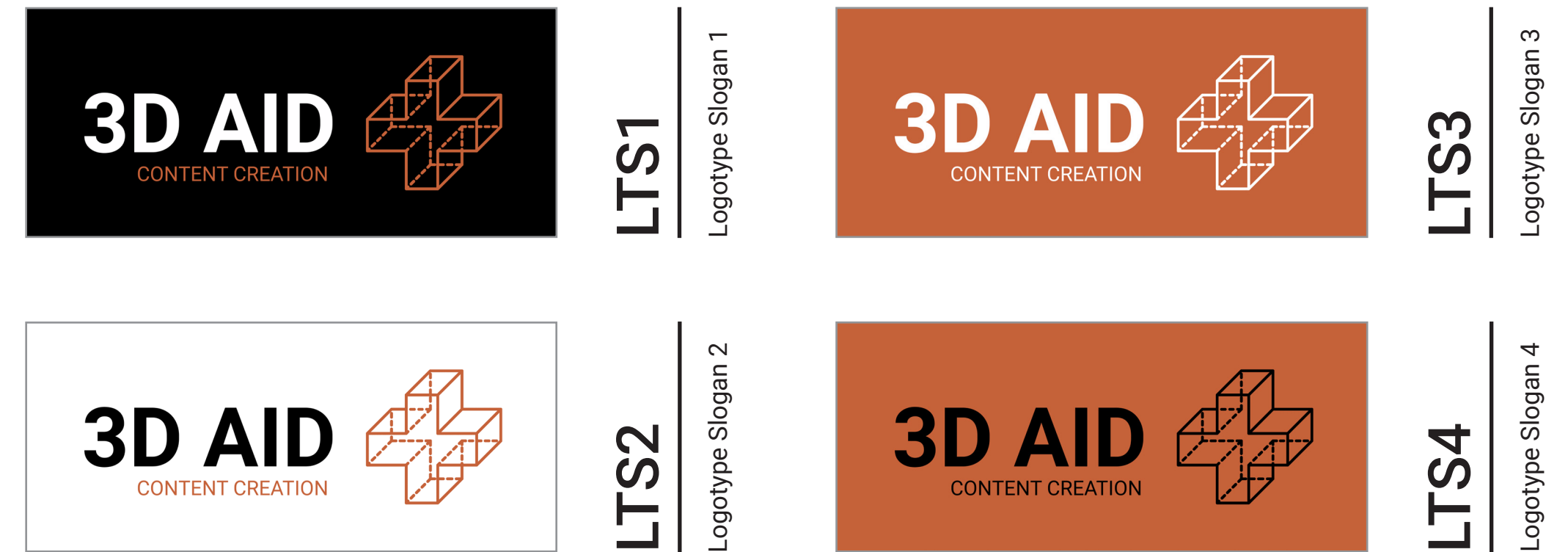


CONTENT LOGOTYPE SLOGANS 2

The content logotype slogan options consist of orange (#c66239), black (#000000), and white (#ffffff). These are the content creation color combinations used for social media posts, marketing, printables, and products.

All files are saved high resolution PNGs. Each logotype slogan is cataloged in its' appropriate location by its' catalog number (ex. LTS1) and placed in the company drive. LTS1, LTS2, LTS3, and LTS4 are located in 3D AID Branding > 1. Content > 5. Logotype Slogan 2. Logotype Slogan 2 is "Content Creation".

In each folder, there are two folders labeled Space and Transparent. Space refers to more space around the logo. Transparent refers to the background being transparent.



08 BRANDING LOGOS


BRANDING COLORS



COLOR CODES

CMYK C: 68 M: 8 Y: 37 K: 0
RGB R: 62 G: 164 B: 156
HEX #3ea49c
HSB H: 175° S: 62% B: 64%
LAB L: 66 A: -32 B: -7

COLOR TONES



#97f3ec #66d7ce #258079 #15625c #063a36

IMPLEMENTATION

#3ea49c or teal is used as the branding color for the company. This represents the service branding and is used for all internal marketing purposes.



COLOR CODES

CMYK C: 75 M: 68 Y: 67 K: 90
RGB R: 0 G: 0 B: 0
HEX #000000
HSB H: 0° S: 0% B: 0%
LAB L: 0 A: 0 B: 0



COLOR CODES

CMYK C: 0 M: 0 Y: 0 K: 0
RGB R: 255 G: 255 B: 255
HEX #ffffff
HSB H: 0° S: 0% B: 100%
LAB L: 100 A: 0 B: 0

IMPLEMENTATION


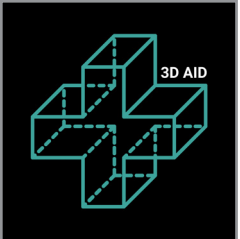
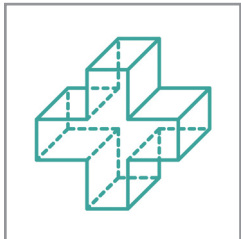





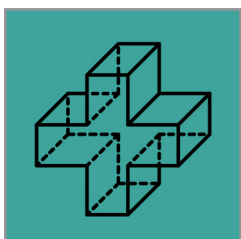
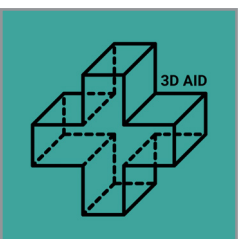

Black & white are used as the supporting colors next to the orange used to represent content creation.

BRANDING LOGOS

The branding logo options consist of teal (#3ea49c), black (#000000), and white (#ffffff). These are the branding color combinations used for social media posts, marketing, printables, and products.

All files are saved high resolution PNGs. Each logo is cataloged in its' appropriate location by its' catalog number (ex. L1) and placed in the company drive. L1 and L2 are located in 3D AID Branding > 1. Branding > 2. Logos. LAID1 and LAID2 are located in 3D AID Branding > 1. Branding > 3. Logos w/AID.

In each folder, there are two folders labeled Space and Transparent. Space refers to more space around the logo. Transparent refers to the background being transparent.









	L1 Logo 1		LAID1 Logo w/ AID 1	
	L2 Logo 2		LAID2 Logo w/ AID 2	 #3ea49c
	L3 Logo 3		LAID3 Logo w/ AID 3	 #000000
	L4 Logo 4		LAID4 Logo w/ AID 4	 #ffffff

BRANDING LOGOTYPES

The branding logotype options consist of teal (#3ea49c), black (#000000), and white (#ffffff). These are the branding color combinations used for social media posts, marketing, printables, and products.

All files are saved high resolution PNGs. Each logotype is cataloged in its' appropriate location by its' catalog number (ex. LTSQ1) and placed in the company drive. LTSQ1 and LTSQ2 are located in 3D AID Branding > 1. Branding > 3. Logotype Square. LT1 and LT2 are located in 3D AID Branding > 1. Branding > 4. Logotype.

In each folder, there are two folders labeled Space and Transparent. Space refers to more space around the logo. Transparent refers to the background being transparent.


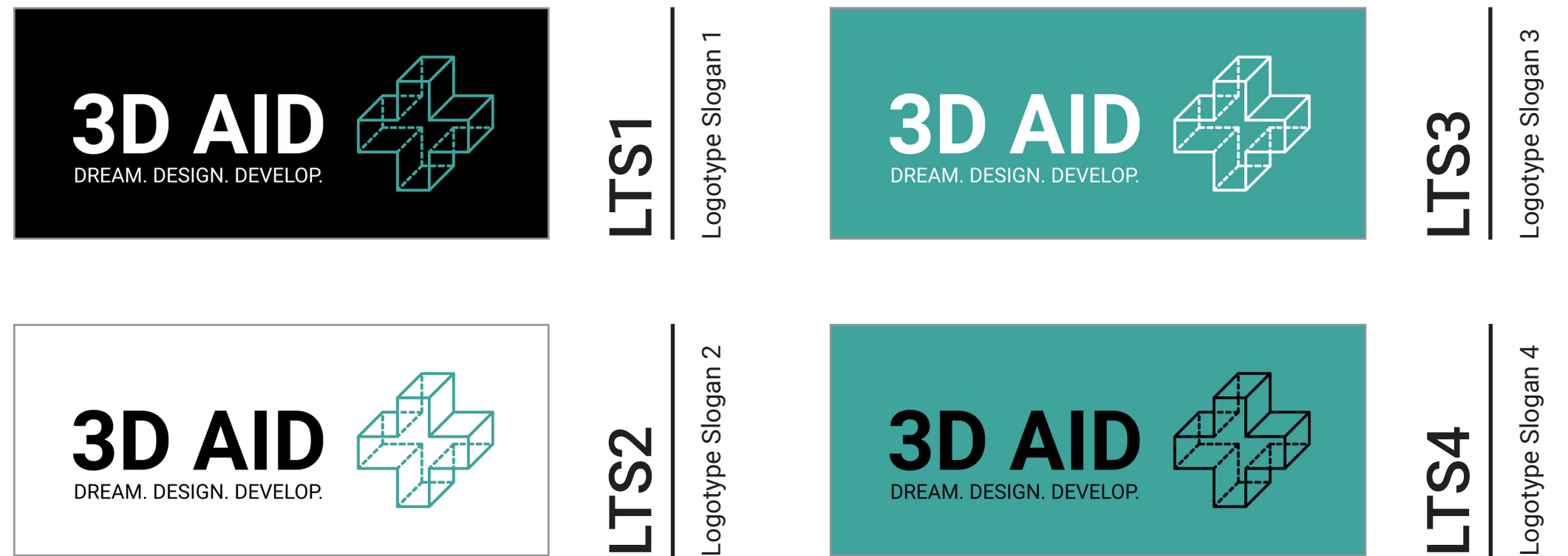
	LTSQ1 Logotype Square 1		LT1 Logotype 1
	LTSQ2 Logotype Square 2		LT2 Logotype 2
	LTSQ3 Logotype Square 3		LT3 Logotype 3
	LTSQ4 Logotype Square 4		LT4 Logotype 4

BRANDING LOGOTYPE SLOGANS 1

The branding logotype slogan options consist of teal (#3ea49c), black (#000000), and white (#ffffff). These are the branding color combinations used for social media posts, marketing, printables, and products.

All files are saved high resolution PNGs. Each logotype slogan is cataloged in its' appropriate location by its' catalog number (ex. LTS1) and placed in the company drive. LTS1, LTS2, LTS3, and LTS4 are located in 3D AID Branding > 1. Branding > 5. Logotype Slogan 1. Logotype Slogan 1 is "Dream. Design. Develop".

In each folder, there are two folders labeled Space and Transparent. Space refers to more space around the logo. Transparent refers to the background being transparent.


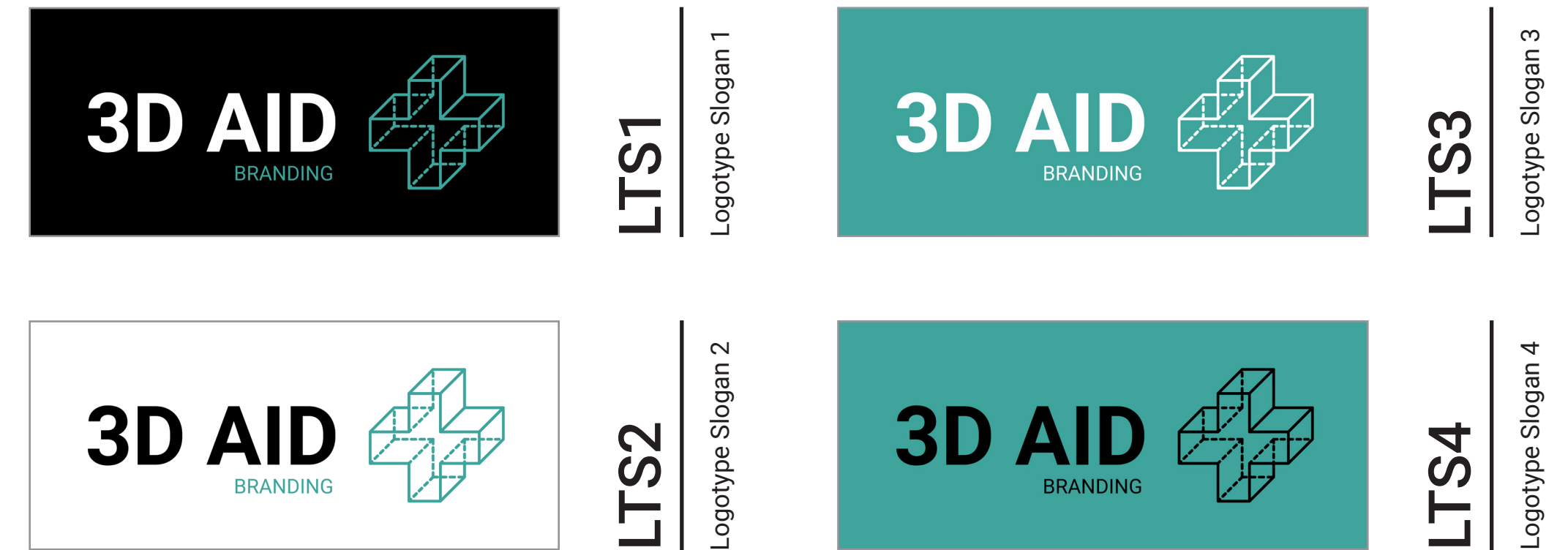


BRANDING LOGOTYPE SLOGANS 2

The branding logotype slogan options consist of teal (#3ea49c), black (#000000), and white (#ffffff). These are the branding color combinations used for social media posts, marketing, printables, and products.

All files are saved high resolution PNGs. Each logotype slogan is cataloged in its' appropriate location by its' catalog number (ex. LTS1) and placed in the company drive. LTS1, LTS2, LTS3, and LTS4 are located in 3D AID Branding > 1. Branding > 5. Logotype Slogan 2. Logotype Slogan 2 is "Branding".

In each folder, there are two folders labeled Space and Transparent. Space refers to more space around the logo. Transparent refers to the background being transparent.



09 WEB DESIGN LOGOS

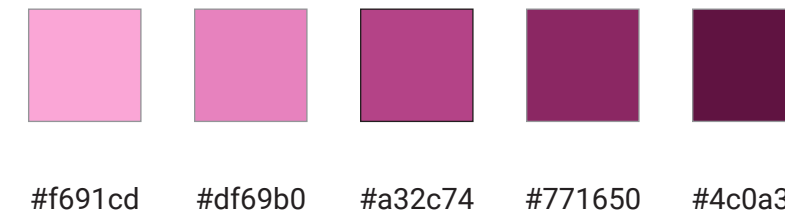
WEB DESIGN COLORS



COLOR CODES

CMYK C: 20 M: 78 Y: 5 K: 0
RGB R: 185 G: 67 B: 138
HEX #b9438a
HSB H: 324° S: 64% B: 73%
LAB L: 54 A: 49 B: -14

COLOR TONES



#f691cd #df69b0 #a32c74 #771650 #4c0a32

IMPLEMENTATION

#b9438a or pink is used as the web design color for the company. This represents the service web design and is used for all internal marketing purposes.



COLOR CODES

CMYK C: 75 M: 68 Y: 67 K: 90
RGB R: 0 G: 0 B: 0
HEX #000000
HSB H: 0° S: 0% B: 0%
LAB L: 0 A: 0 B: 0



COLOR CODES

CMYK C: 0 M: 0 Y: 0 K: 0
RGB R: 255 G: 255 B: 255
HEX #ffffff
HSB H: 0° S: 0% B: 100%
LAB L: 100 A: 0 B: 0

IMPLEMENTATION

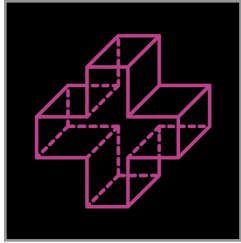
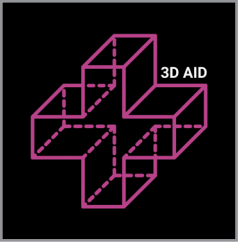







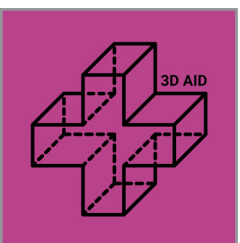

Black & white are used as the supporting colors next to the orange used to represent content creation.

WEB DESIGN LOGOS

The web design logo options consist of pink (#b9438a), black (#000000), and white (#ffffff). These are the web design color combinations used for social media posts, marketing, printables, and products.

All files are saved high resolution PNGs. Each logo is cataloged in its' appropriate location by its' catalog number (ex. L1) and placed in the company drive. L1 and L2 are located in 3D AID Branding > 1. Web Design > 2. Logos. LAID1 and LAID2 are located in 3D AID Branding > 1. Web Design > 3. Logos w/AID.

In each folder, there are two folders labeled Space and Transparent. Space refers to more space around the logo. Transparent refers to the background being transparent.












	L1 Logo 1		LAID1 Logo w/ AID 1	
	L2 Logo 2		LAID2 Logo w/ AID 2	 #b9438a
	L3 Logo 3		LAID3 Logo w/ AID 3	 #000000
	L4 Logo 4		LAID4 Logo w/ AID 4	 #ffffff

WEB DESIGN LOGOTYPES

The web design logotype options consist of pink (#b9438a), black (#000000), and white (#ffffff). These are the web design color combinations used for social media posts, marketing, printables, and products.

All files are saved high resolution PNGs. Each logotype is cataloged in its' appropriate location by its' catalog number (ex. LTSQ1) and placed in the company drive. LTSQ1 and LTSQ2 are located in 3D AID Branding > 1. Web Design > 3. Logotype Square. LT1 and LT2 are located in 3D AID Branding > 1. Web Design > 4. Logotype.

In each folder, there are two folders labeled Space and Transparent. Space refers to more space around the logo. Transparent refers to the background being transparent.


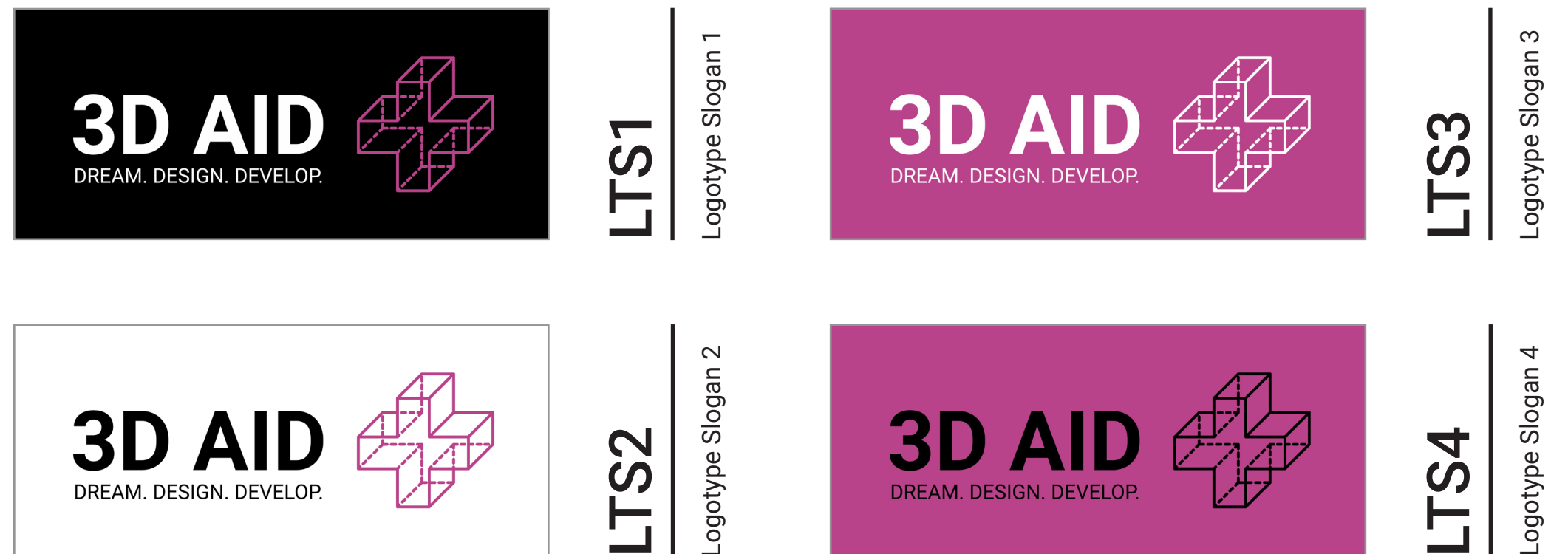
	LTSQ1 Logotype Square 1		LT1 Logotype 1
	LTSQ2 Logotype Square 2		 #b9438a
	LTSQ3 Logotype Square 3		 #000000
	LTSQ4 Logotype Square 4		 #ffffff

WEB DESIGN LOGOTYPE SLOGANS 1

The web design logotype slogan options consist of pink (#b9438a), black (#000000), and white (#ffffff). These are the web design color combinations used for social media posts, marketing, printables, and products.

All files are saved high resolution PNGs. Each logotype slogan is cataloged in its' appropriate location by its' catalog number (ex. LTS1) and placed in the company drive. LTS1, LTS2, LTS3, and LTS4 are located in 3D AID Branding > 1. Web Design > 5. Logotype Slogan 1. Logotype Slogan 1 is "Dream. Design. Develop".

In each folder, there are two folders labeled Space and Transparent. Space refers to more space around the logo. Transparent refers to the background being transparent.



WEB DESIGN LOGOTYPE SLOGANS 2

The web design logotype slogan options consist of pink (#b9438a), black (#000000), and white (#ffffff). These are the web design color combinations used for social media posts, marketing, printables, and products.

All files are saved high resolution PNGs. Each logotype slogan is cataloged in its' appropriate location by its' catalog number (ex. LTS1) and placed in the company drive. LTS1, LTS2, LTS3, and LTS4 are located in 3D AID Branding > 1. Web Design > 5. Logotype Slogan 2. Logotype Slogan 2 is "Web Design".

In each folder, there are two folders labeled Space and Transparent. Space refers to more space around the logo. Transparent refers to the background being transparent.

